

Department of Rehabilitative Services

Theresa Preda

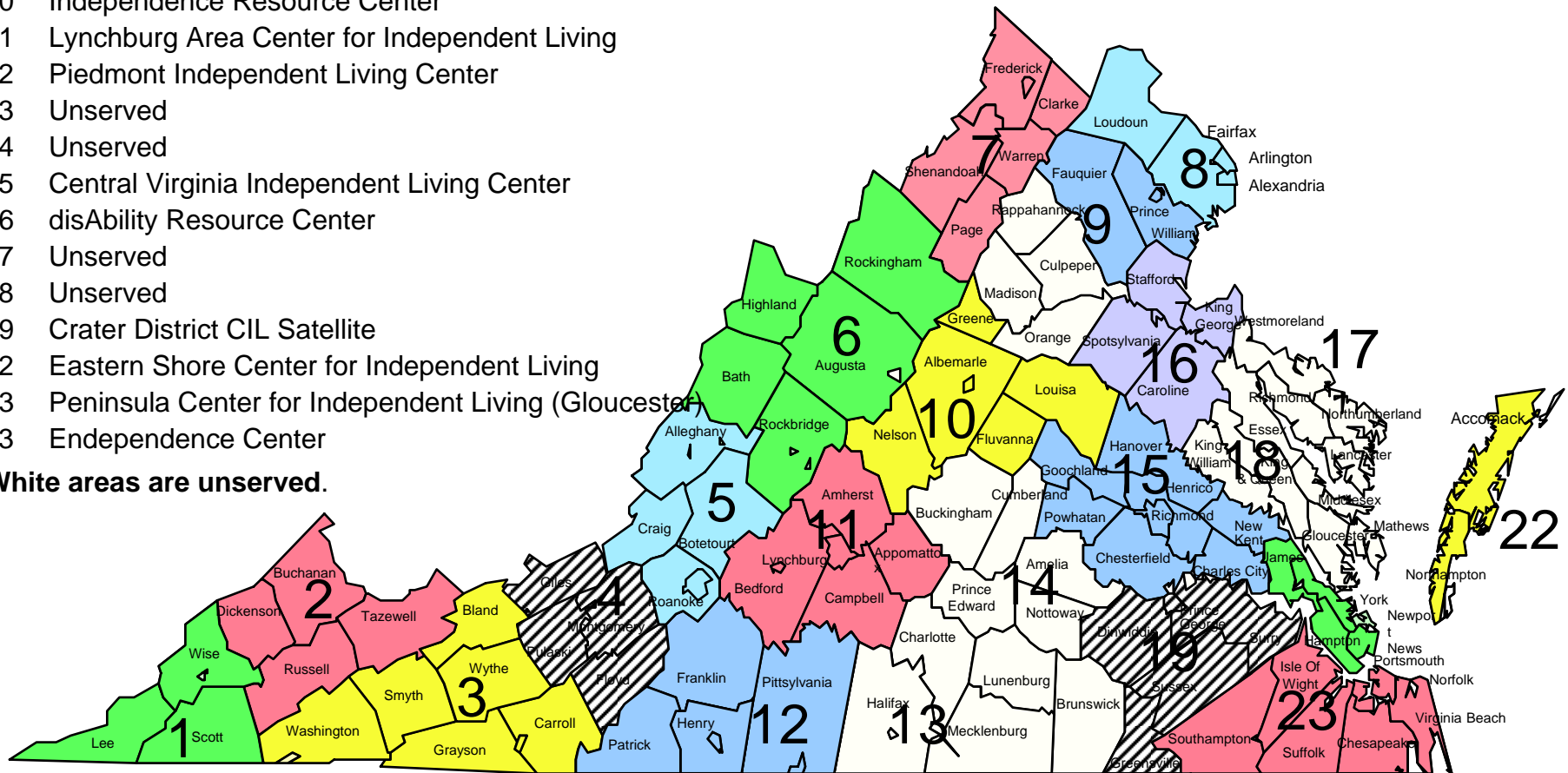
Director, Independent Living

Centers for Independent Living (CILs)

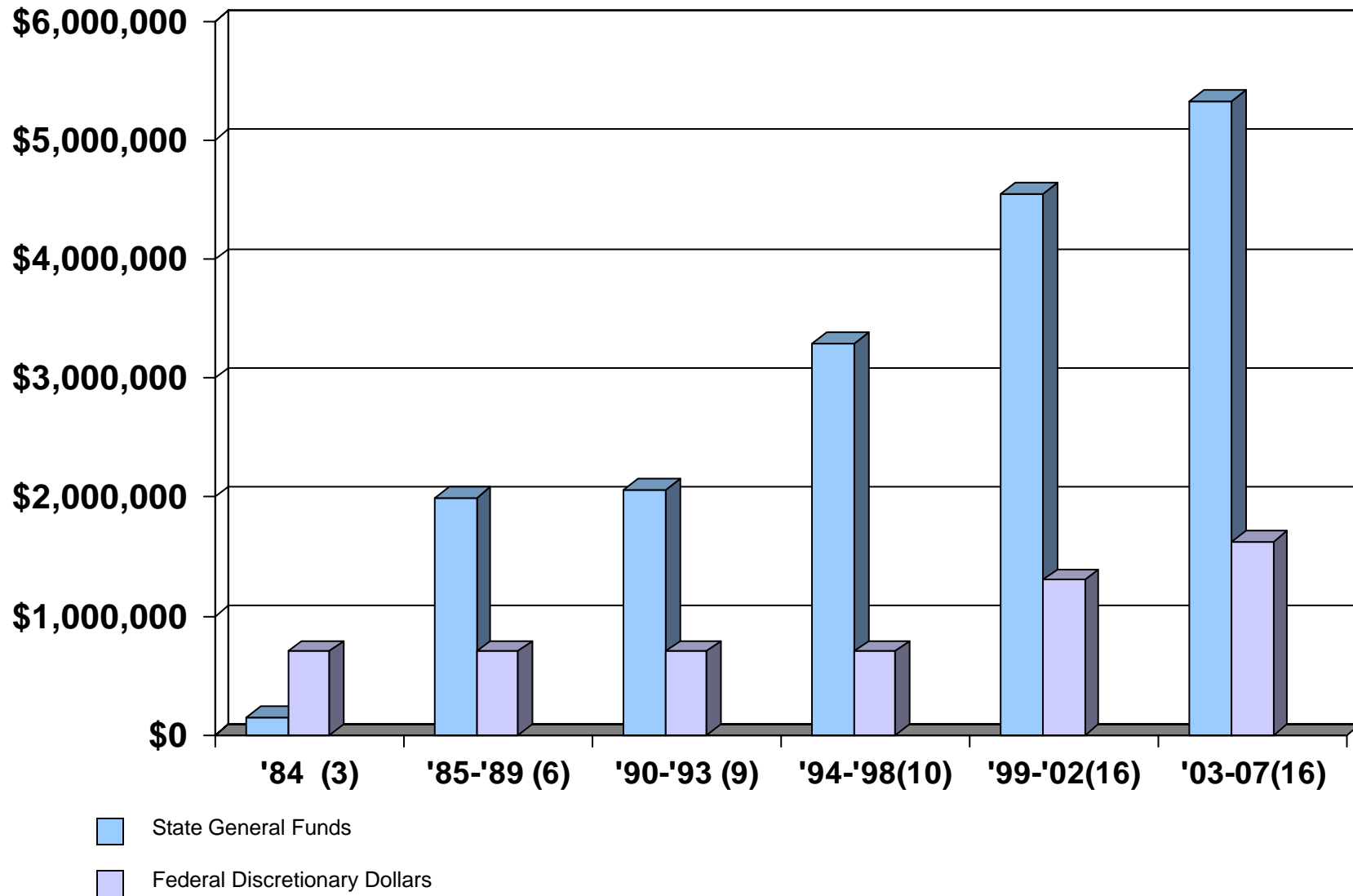
By Planning District

- 1 Junction Center for Independent Living
- 2 Clinch Independent Living Services
- 3 Appalachian Independence Center
- 4 New River Valley Satellite Office
- 5 Blue Ridge Independent Living Center
- 6 Valley Associates for Independent Living
- 7 Access Independence
- 8 Independence Center of Northern Virginia
- 9 Independence Empowerment Center (Fauquier and Prince William counties only)
- 10 Independence Resource Center
- 11 Lynchburg Area Center for Independent Living
- 12 Piedmont Independent Living Center
- 13 Unserved
- 14 Unserved
- 15 Central Virginia Independent Living Center
- 16 disAbility Resource Center
- 17 Unserved
- 18 Unserved
- 19 Crater District CIL Satellite
- 22 Eastern Shore Center for Independent Living
- 23 Peninsula Center for Independent Living (Gloucester)
- 23 Independence Center

White areas are unserved.



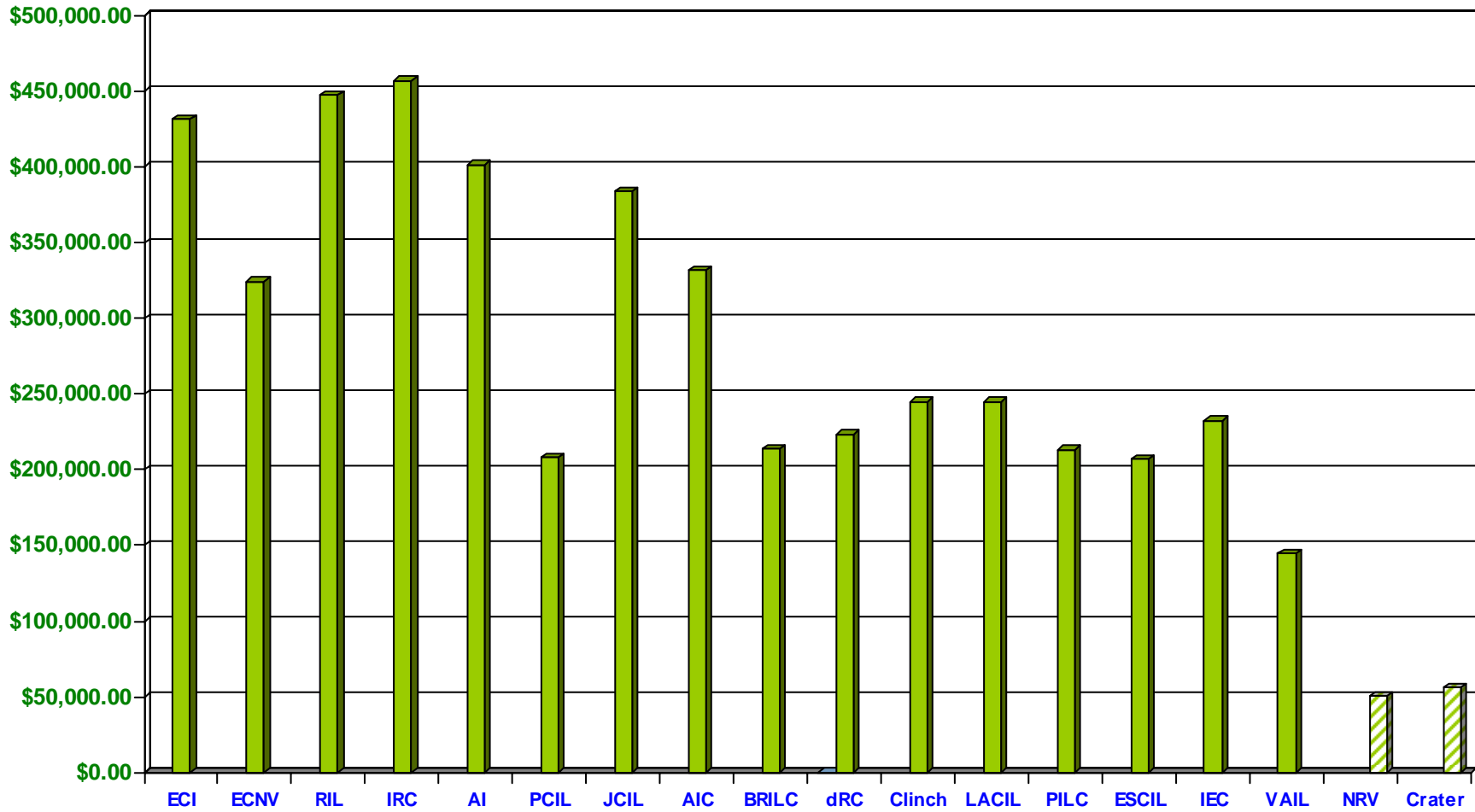
Funding History of Centers for Independent Living



Historical Perspective

- 1981-Federal discretionary funds
- 1984-GA provided matching funds for three Centers receiving Federal Grants
- 1984-1993-six Centers were established using just State dollars
- Those six Centers were established in Charlottesville, Winchester, Big Stone Gap, Hampton, Abingdon, and Roanoke
- 1995-Center was established in Fredericksburg
- 1996 seven Satellite Centers were established using State dollars
- By 2000 six of the seven Satellites were full Centers for Independent Living
- 2000 one additional State funded Center was established

2007 State Funding Levels in Order of Center Establishment



Center for Independent Living



Satellite – Not a fully funded Center for Independent Living

Grant Provisions

- To provide the 4 Core Services which are Federally identified and mandated
- To maintain an active Board of Directors 51% of whom must be a person with a disability
- To maintain a staff that is knowledgeable about Independent Living, of whom 51% of management staff must be people with disabilities
- To maintain standard legal and financial practices
- To submit programmatic and fiscal reports to the Department of Rehabilitative Services on a quarterly and yearly basis
- DRS submits yearly data from all Centers to the Rehabilitation Services Administration (RSA)

2006 Accomplishments as reported to DRS

8,198 Individuals were served

63,225 Hours of Community Services were provided

790 Individuals remained in the community, instead of moving to a nursing home

148 Individuals were assisted in moving from a nursing home or institution to the community