



Children's Services: Current System and Opportunities

Joint Subcommittee Studying Mental Health Services in the
Commonwealth in the 21st
Century
Presentation

Nina Marino, MSW, LCSW
Director, Office of Child and Family
Services

State of Virginia's Children

Virginia ranks 23rd in the country overall for mental health care for children under 18 years of age with 12.56% of children having had at least one major depressive episode (MDE) and 9.5% having had a severe MDE.

Of Virginia's children with a MDE, 48,000 children (63.1%) did not receive mental health service. Of those who received treatment, only 20.4% received some consistent treatment.

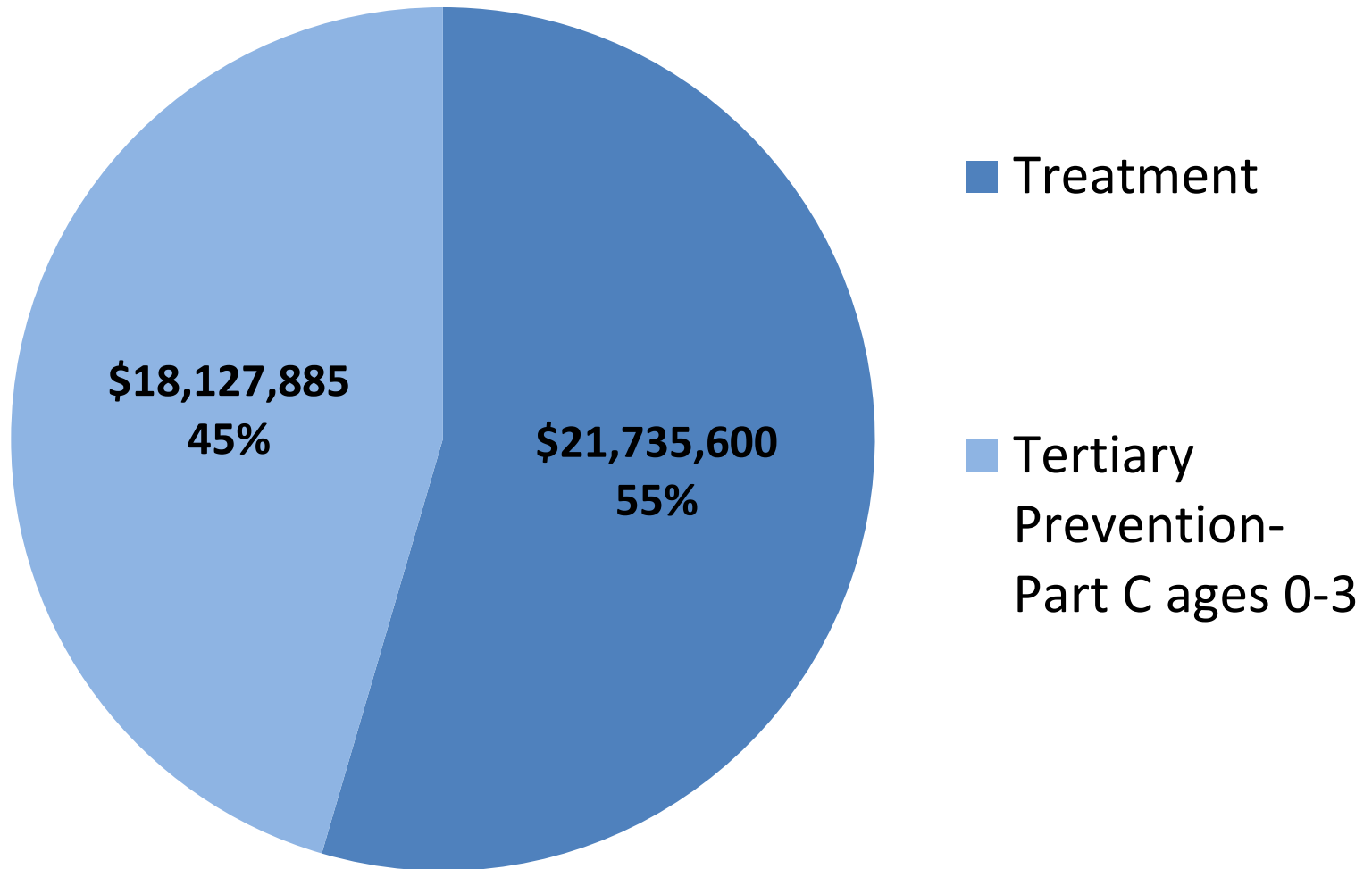
23,000 youth in Virginia have a reported substance use disorder.

Virginia ranks 41 out of 51 for mental health workforce availability

*The State of Mental Health in America 2019
Based on 50 states and District of Columbia

Investments in Community-Based Services

State Funding for Children's Services



Bright Spots in Virginia's Child Serving System

VA Mental
Health Access
Program

Behavioral
Health
Redesign

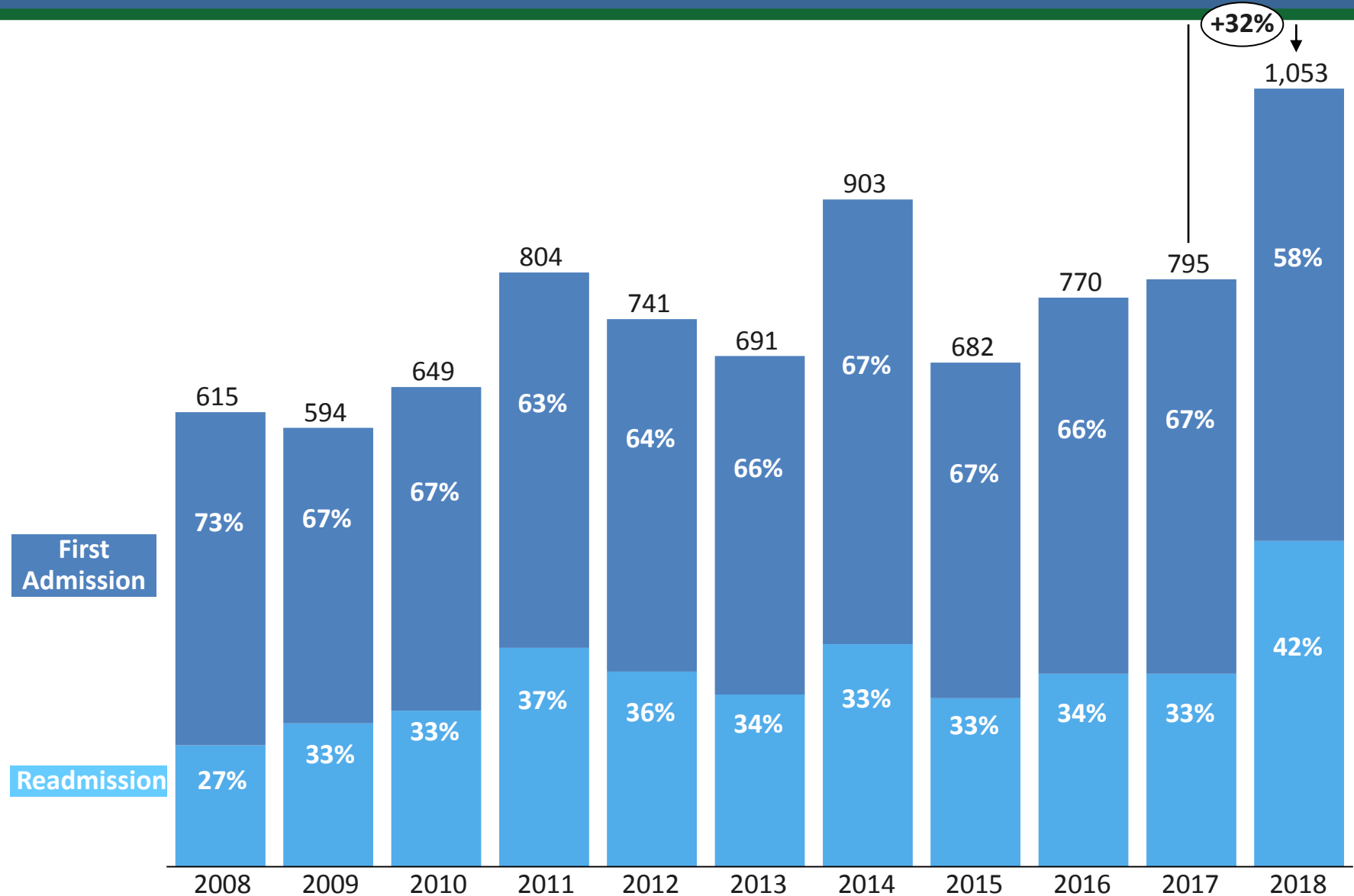
Families First
Prevention
Services Act

STEP-VA

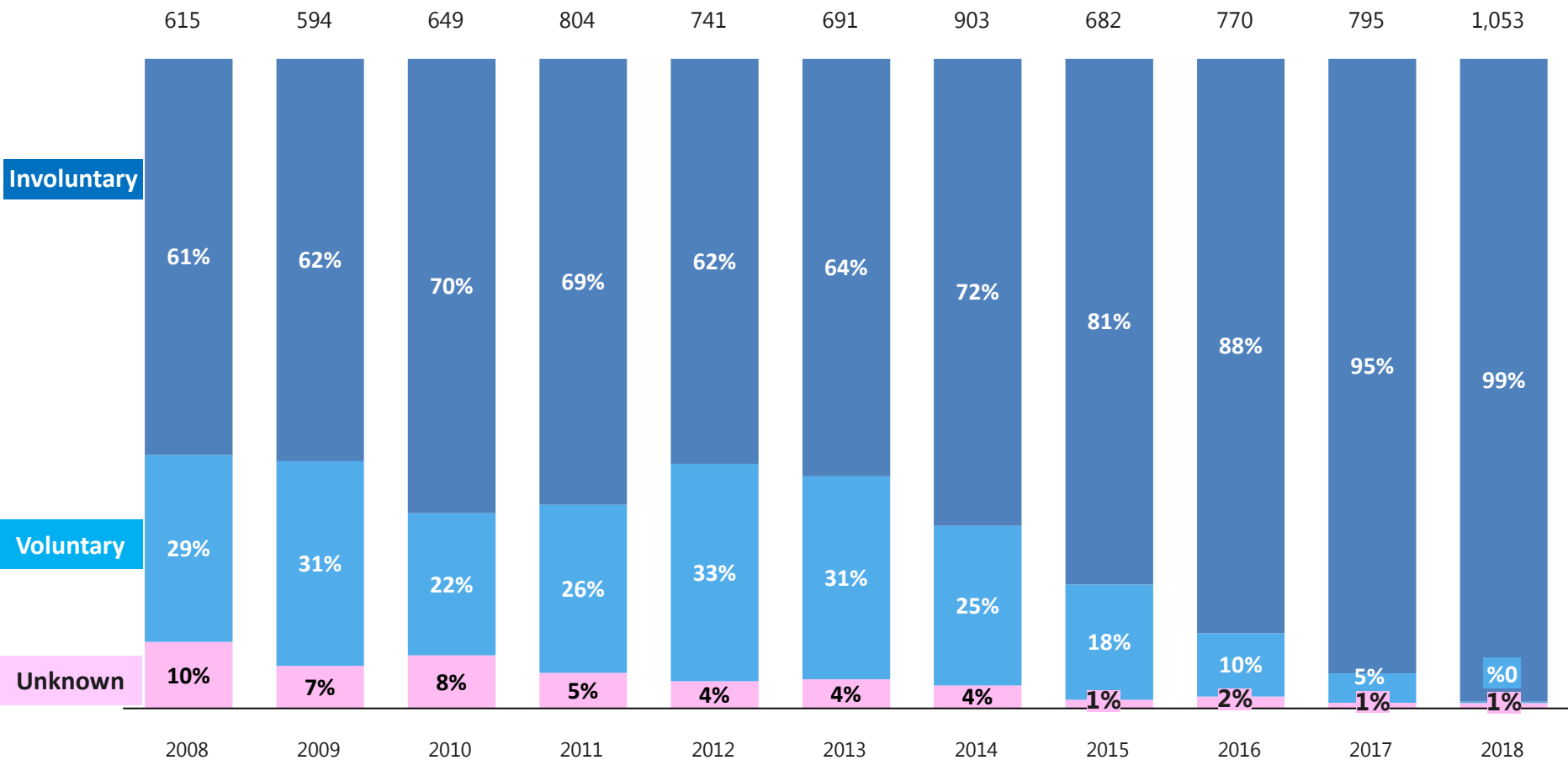
Evidence
Based
Practices



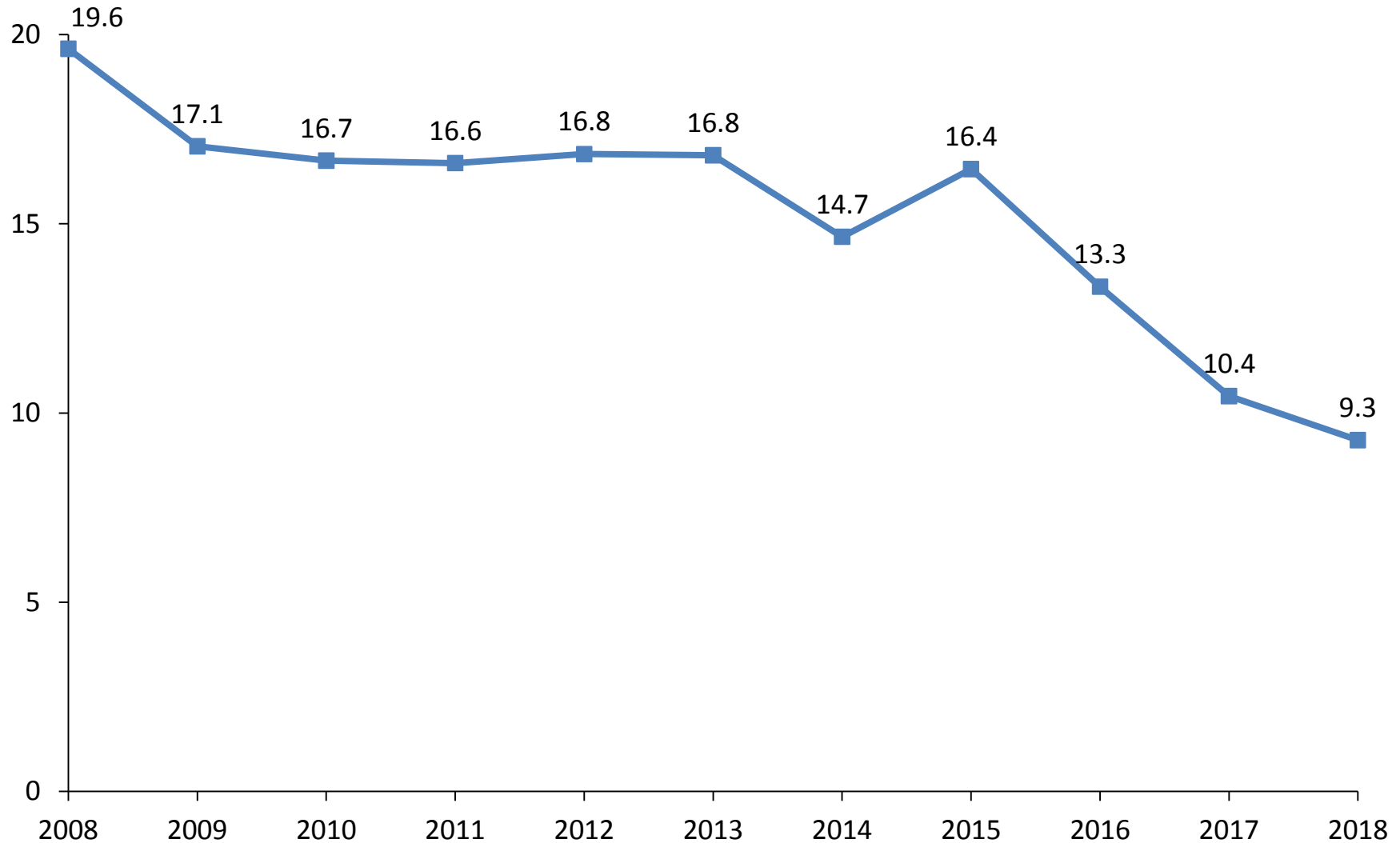
CCCA: Inpatient Admissions Have Increased



CCCA: Involuntary Admissions Have Increased



CCCA: Average Length of Stay (Days)



Youth Served Through Emergency Services

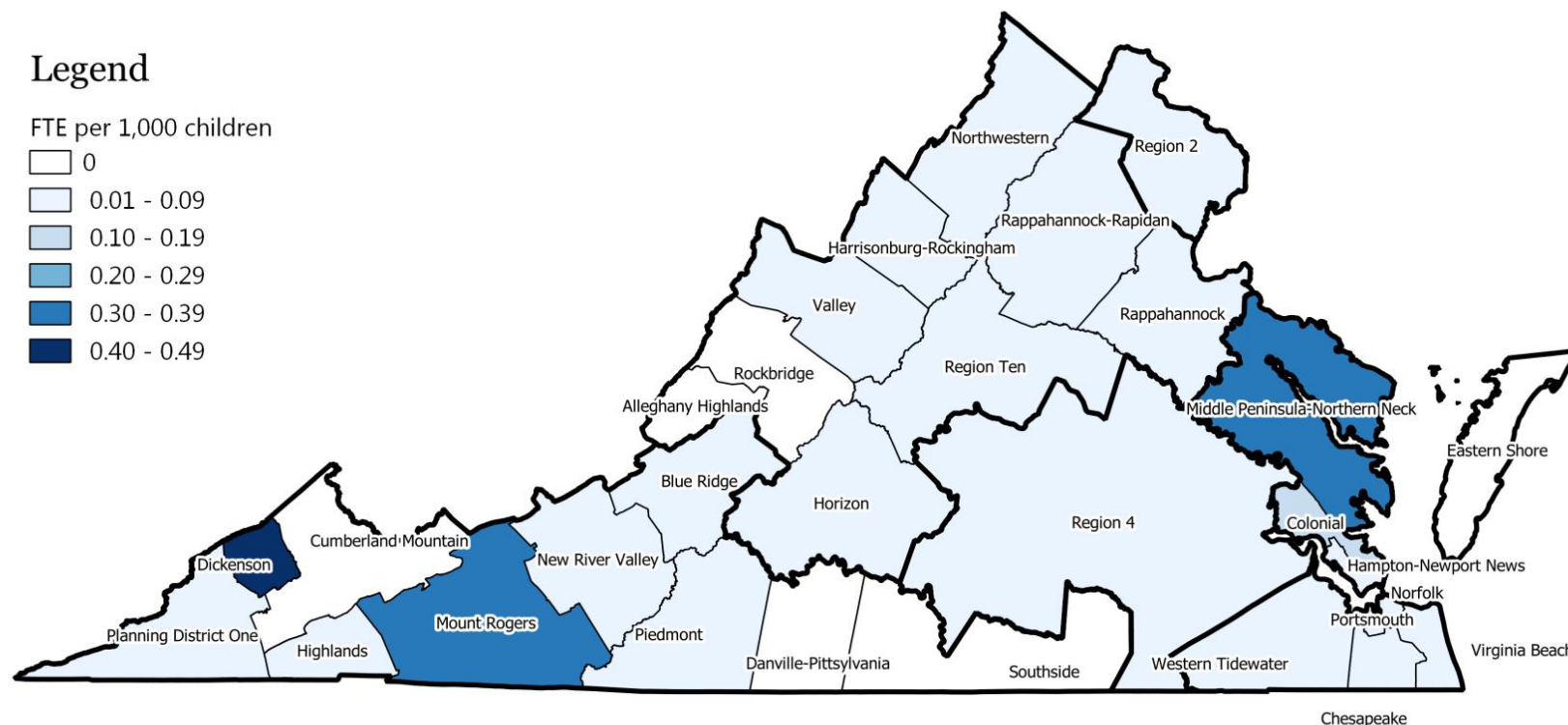
Region	FY 2013	FY 2014	FY 2015	FY 2016	FY 2017	FY 2018	Percent Increase (Since 2016)
1	1,777	2,133	2,682	2,950	3,601	3,341	13.25%
2	1,845	2,071	2,183	2,301	2,773	2,948	28.12%
3	1,692	2,437	2,531	2,269	1,840	1,966	-13.35%
4	1,260	1,444	1,485	1,501	1,599	1,603	6.8%
5	986	1,325	1,656	1,746	1,849	1,863	6.7%
Totals	7,560	9,410	10,537	10,767	11,122	11,721	8.86%

Table 2: Unduplicated Number of Children Served through **Emergency Services**
Numbers of children are unduplicated. In fiscal year 2016, Allegany-Highlands moved from Region 3 to Region 1 and Southside moved from Region 4 to Region 3.

Current Children's Crisis Funding by Region

Region	FY 2017	FY 2018
Region 1	\$1,620,087	\$1,632,160
Region 2	\$1,448,046	\$1,458,837
Region 3	\$1,844,721	\$1,858,468
Region 4	\$1,591,274	\$1,603,132
Region 5	\$2,006,046	\$2,020,997

Mobile Crisis Staff and Mobile Crisis Clinicians



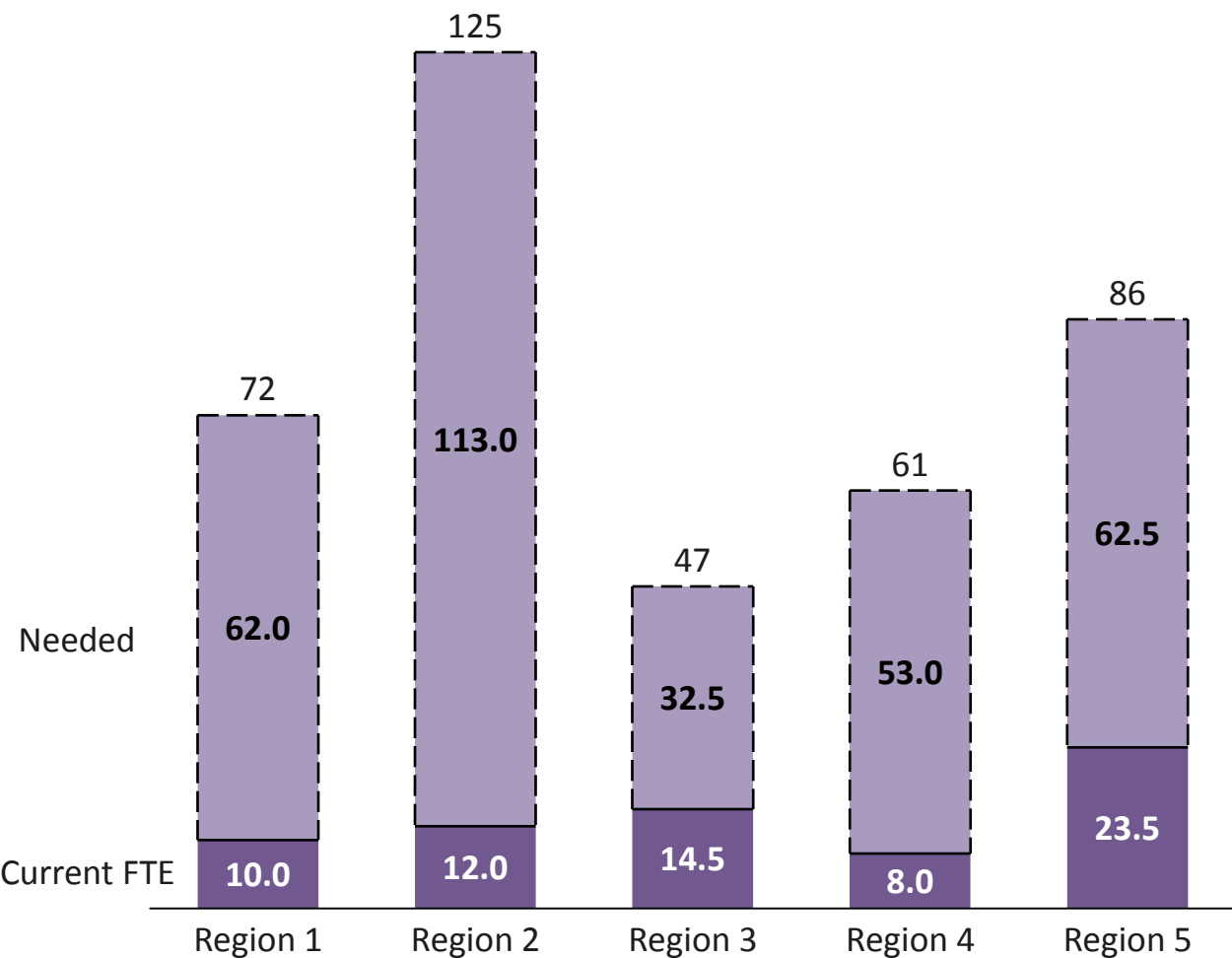
Children's mobile crisis staff and mobile crisis clinicians per 1,000 children

Calculations are by region for regions 2 and 4, which have teams that serve their entire regions. For regions 1, 3, and 5, calculations are by CSB.

Office of Data Quality and Visualization

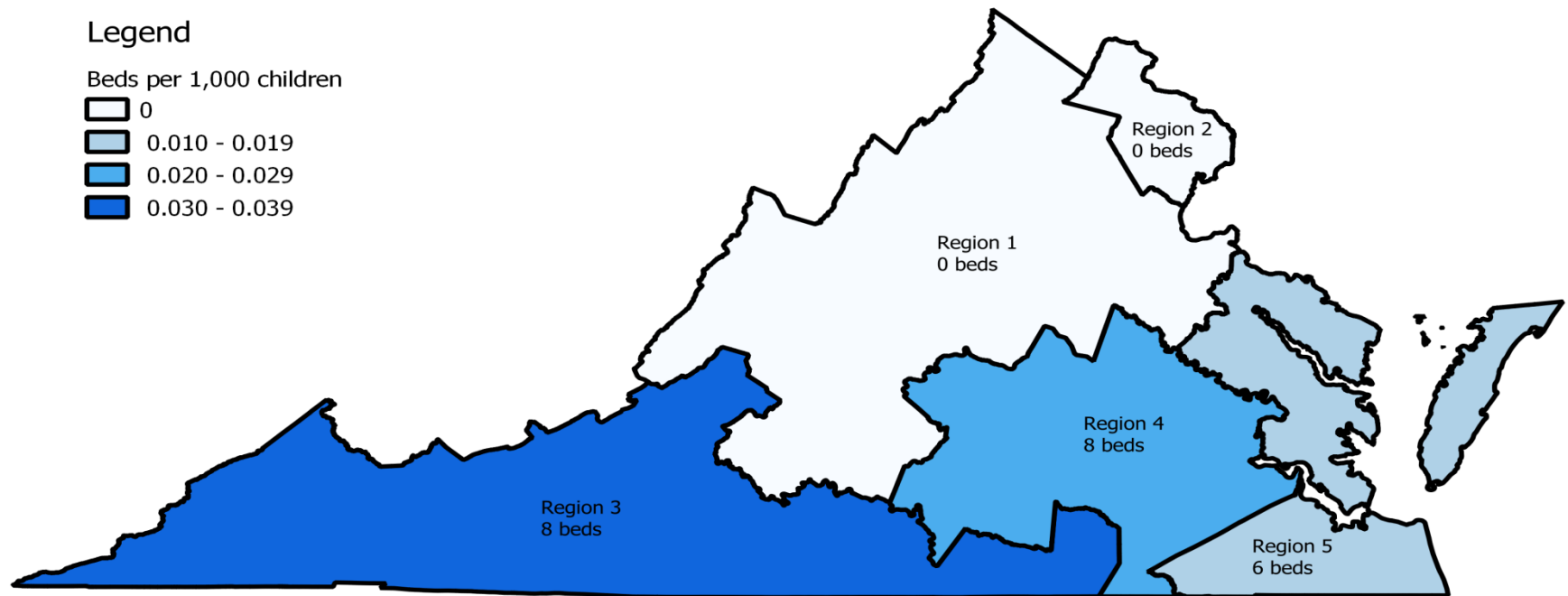
March 2019

Children's Mobile Crisis Workforce Needed by Region



- Numbers are based on established projections using a developed children's mobile crisis system (NJ) with a similar child population to VA
- Assumption is based on .017 prevalence rate

Regional Children's Crisis Stabilization Units

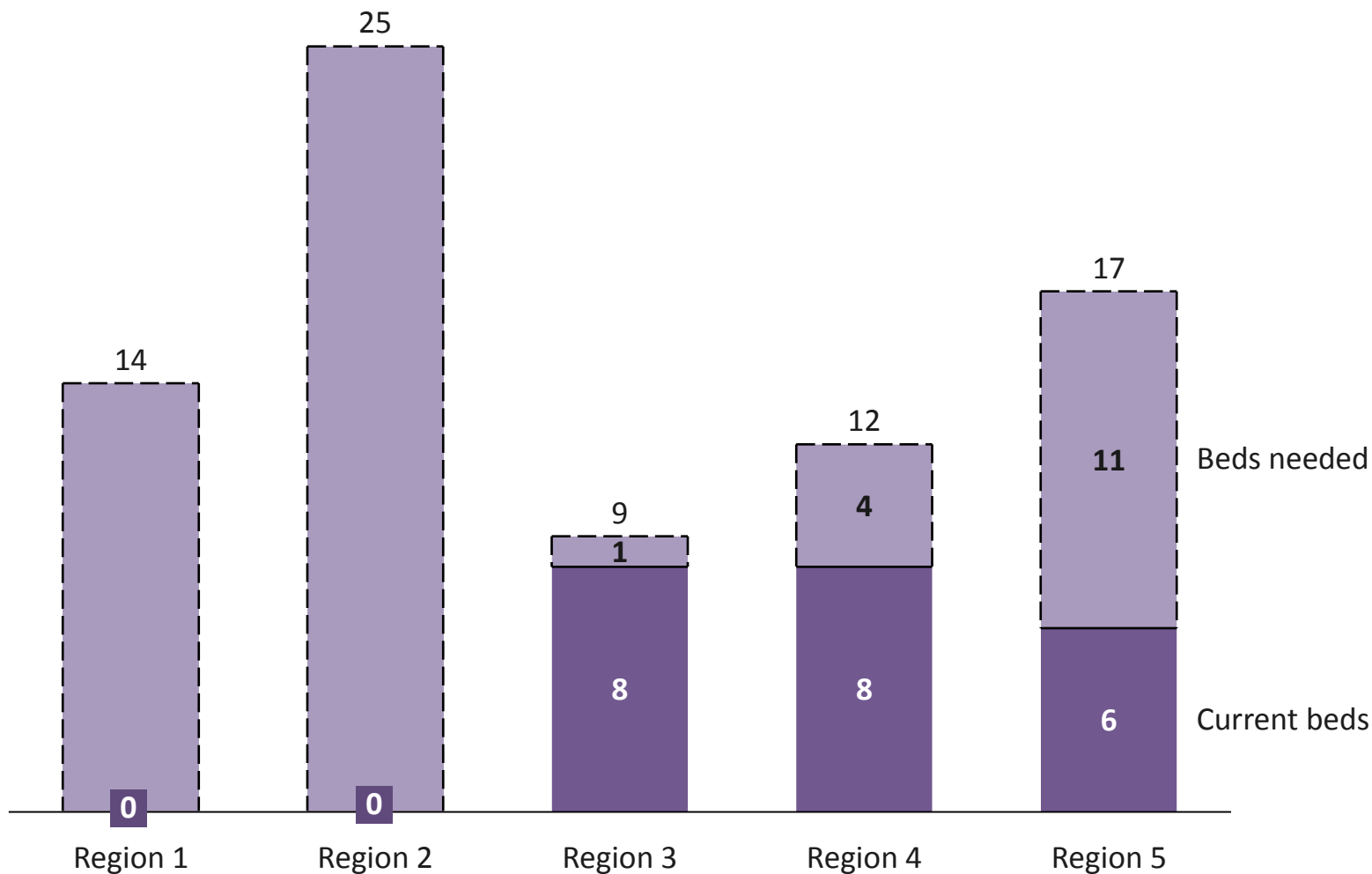


Children's residential crisis stabilization unit
Number of beds

April 2019

Children's Crisis Stabilization Beds Needed by Region

Based on Crisis Now Bed Day Calculator



Comprehensive Crisis Continuum of Care

Single Point of Access

- No Wrong Door
- Crisis Hotline
- Electronic Health Record

Triage

- Determine risk of harm, calibrate response to level of threat
- Includes a warm handoff between single point of access, parent/caregiver, and MRSS provider

Mobile Response and Stabilization Services (MRSS)

- Assessment using standardized tool
- Crisis Intervention and Initial Individualized Crisis Plan
- Crisis Stabilization
- Residential Crisis Stabilization

System Coordination and Community Collaboration

- Primary and psychiatric care providers, EDs
- Child welfare, law enforcement, juvenile justice and family courts
- Schools/education, community organizations



Mobile Response and Stabilization Key Components

The crisis is defined
by the caller.

Available 24 hours a
day, 7 days a week

Serve children and
families in their
natural
environments

Include specialized
child and
adolescent trained
staff

Build on natural
support structures

Connect families to
follow-up services
and supports

Recommendations on Children's Services Priorities

Support and funding
associated with Behavioral
Health Redesign

Continued support and
funding of mobile crisis
services and needed
infrastructure to support
cross disability crisis system

Additional funding to fully
implement Pediatric Mental
Health Access programming

Expand early intervention
and prevention programs
including home visiting and
early childhood mental
health programming

