



VIRGINIA SHERIFFS' ASSOCIATION

Presented To:

**Joint Subcommittee to Study Mental
Health Services in the Twenty-First
Century – Mental Health Crisis and
Emergency Services Work Group**

June 23, 2016

John W. Jones, Executive Director

Mental Health transports impact all areas of service: Law Enforcement, Jails and Courts.

- ❖ Transportation is provided for ECO's and TDO's.
- ❖ Transportation requires more than one deputy.
- ❖ Transportation affects all sheriffs' offices, including city, counties without police (9) and primary law enforcement sheriffs' offices (86).




Snapshot of Work Load of Sheriffs

- ❖ Source Lynchburg College, Center of Community Development and Social Justice, 2016. 107 of 123 sheriffs' offices reporting.
- ❖ Approximately 10,000 Deputy Sheriffs. Includes law enforcement, corrections and court services.



Law Enforcement


- ❖ Sheriffs are primary law enforcement in 86 counties. No other 24-7 law enforcement responsible for 911 service.
- ❖ 12 months ending June 30, 2015 there were 1,973,116 calls for service from sheriffs. Of the almost 2 million calls for law enforcement services, 75% required a deputy to be dispatched. Of those, 20% required at least one more deputy to be dispatched as backup.



Law Enforcement

❖ Group A and Group B arrest by agencies (2014): Grand Totals

	Group A Arrests	Group B Arrests	Total
Sheriffs' Offices	27,646	35,831	63,477
Police Departments	100,252	122,487	222,739
State Police	4,629	5,009	9,638
Other Agencies	959	8,957	9,916
Total	133,486	172,284	305,770



Law Enforcement

- ❖ Patrol sizes range up to 28 deputies on a shift.
- ❖ 70% of all sheriffs reported a SRO program.
- ❖ 20% have dedicated traffic unit.
- ❖ 50% have at least one Spanish speaking officer.
- ❖ Current statutory staffing standard is 218 short for law enforcement.



Jails

- ❖ Sheriffs are the keepers of all local jails and some regional jails.
- ❖ Latest population report indicates 27,400 inmates in all jails (03-16).



Court Services

- ❖ Sheriffs are responsible for staffing and securing all courthouses and courtrooms in all localities and serving civil process statewide. Over 3 million process served per year.
- ❖ The applicable State Compensation Board Staffing Standard for Mental Health Transportation is:
 - 3 hours per transport per in-jurisdiction transport
 - 4.5 hours per transport for outside jurisdiction
 - Some rural jurisdictions expend 2 deputies x 12+ hours.
- ❖ Currently sheriffs are short 110 positions according to the existing standards.



Mental Health Transports

❖ CY 2013	4,621
❖ CY 2014	4,858
❖ CY 2015	5,003

❖ 8.3% increase in 2 years



Loc	Locality	Mental Transports - In Jurisdiction CY2013	Mental Transports - Outside Jurisdiction CY2013	Mental Transports Total CY2013	Mental Transports - In Jurisdiction CY2014	Mental Transports - Outside Jurisdiction CY2014	Mental Transports Total CY2014	Mental Transports - Outside Jurisdiction CY2015	Mental Transports - In Jurisdiction CY2015	Mental Transports Total CY2015
001	ACCOMACK COUNTY	45	33	78	54	57	111	74	50	124
003	ALBEMARLE COUNTY	-	90	90	-	103	103	140	-	140
005	ALLEGHANY COUNTY	-	36	36	16	40	56	35	16	51
007	AMELIA COUNTY	11	40	51	6	38	44	31	3	34
009	AMHERST COUNTY	-	20	20	-	34	34	43	-	43
011	APPOMATTOX COUNTY	-	32	32	-	42	42	58	-	58
013	ARLINGTON COUNTY	301	232	533	205	179	384	63	-	63
015	AUGUSTA COUNTY	240	29	269	239	79	318	109	185	294
017	BATH COUNTY	3	10	13	13	31	44	14	5	19
019	BEDFORD COUNTY	108	105	213	119	136	255	152	94	246
021	BLAND COUNTY	-	30	30	-	32	32	33	-	33
023	BOTETOURT COUNTY	-	21	21	-	43	43	75	-	75
025	BRUNSWICK COUNTY	22	32	54	18	43	61	41	27	68
027	BUCHANAN COUNTY	21	44	65	15	65	80	39	22	61
029	BUCKINGHAM COUNTY	-	43	43	-	45	45	50	-	50
031	CAMPBELL COUNTY	-	83	83	-	138	138	119	-	119
033	CAROLINE COUNTY	-	62	62	-	74	74	78	-	78
035	CARROLL COUNTY	45	93	138	39	112	151	121	37	158
036	CHARLES CITY COUNTY	-	3	3	-	3	3	-	-	-
037	CHARLOTTE COUNTY	46	42	88	43	37	80	33	37	70
041	CHESTERFIELD COUNTY	-	120	120	-	131	131	115	-	115
043	CLARKE COUNTY	-	27	27	-	23	23	32	-	32
045	CRAIG COUNTY	-	18	18	-	20	20	30	-	30
047	CULPEPER COUNTY	-	76	76	-	75	75	130	-	130
049	CUMBERLAND COUNTY	-	25	25	-	24	24	32	-	32
051	DICKENSON COUNTY	7	70	77	10	54	64	42	7	49
053	DINWIDDIE COUNTY	6	77	83	8	93	101	98	3	101
057	ESSEX COUNTY	8	19	27	10	28	38	31	20	51
059	FAIRFAX COUNTY	188	141	329	185	200	385	168	221	389
061	FAUQUIER COUNTY	-	74	74	-	54	54	66	-	66
063	FLOYD COUNTY	58	58	116	56	56	112	69	69	138
065	FLUVANNA COUNTY	-	31	31	-	29	29	34	-	34
067	FRANKLIN COUNTY	56	132	188	95	137	232	174	141	315
069	FREDERICK COUNTY	163	13	176	152	47	199	53	279	332
071	GILES COUNTY	16	77	93	16	69	85	46	6	52
073	GLOUCESTER COUNTY	15	94	109	29	133	162	38	59	97
075	GOOCHLAND COUNTY	-	21	21	6	26	32	27	8	35
077	GRAYSON COUNTY	12	84	96	14	85	99	54	27	81
079	GREENE COUNTY	-	13	13	-	34	34	33	-	33


Loc	Locality	Mental Transports - In Jurisdiction CY2013	Mental Transports - Outside Jurisdiction CY2013	Mental Transports Total CY2013	Mental Transports - In Jurisdiction CY2014	Mental Transports - Outside Jurisdiction CY2014	Mental Transports Total CY2014	Mental Transports - Outside Jurisdiction CY2015	Mental Transports - In Jurisdiction CY2015	Mental Transports Total CY2015
081	GREENSVILLE COUNTY	29	41	70	24	47	71	34	38	72
083	HALIFAX COUNTY	60	108	168	23	76	99	73	31	104
085	HANOVER COUNTY	16	79	95	17	93	110	491	207	698
087	HENRICO COUNTY	151	463	614	102	343	445	285	105	390
089	HENRY COUNTY	99	161	260	136	217	353	253	154	407
091	HIGHLAND COUNTY	-	21	21	-	19	19	17	3	20
093	ISLE OF WIGHT COUNTY	8	33	41	-	45	45	46	-	46
095	JAMES CITY COUNTY	-	27	27	-	27	27	67	-	67
097	KING AND QUEEN COUNT	-	11	11	-	25	25	24	-	24
099	KING GEORGE COUNTY	-	49	49	-	59	59	82	-	82
101	KING WILLIAM COUNTY	-	26	26	1	18	19	41	3	44
103	LANCASTER COUNTY	-	8	8	4	12	16	13	3	16
105	LEE COUNTY	76	47	123	82	53	135	65	70	135
107	LOUDOUN COUNTY	156	31	187	162	68	230	81	176	257
109	LOUISA COUNTY	7	105	112	6	128	134	69	2	71
111	LUNENBURG COUNTY	-	44	44	-	28	28	31	-	31
113	MADISON COUNTY	4	5	9	14	14	28	7	4	11
115	MATHEWS COUNTY	-	19	19	-	24	24	29	-	29
117	MECKLENBURG COUNTY	24	23	47	1	60	61	54	1	55
119	MIDDLESEX COUNTY	-	23	23	-	36	36	21	-	21
121	MONTGOMERY COUNTY	50	163	213	222	47	269	122	107	229
125	NELSON COUNTY	-	36	36	-	40	40	31	-	31
127	NEW KENT COUNTY	6	22	28	6	16	22	39	9	48
131	NORTHAMPTON COUNTY	-	9	9	-	11	11	17	-	17
133	NORTHUMBERLAND COUNTY	-	21	21	-	18	18	20	-	20
135	NOTTOWAY COUNTY	7	114	121	9	126	135	108	8	116
137	ORANGE COUNTY	-	87	87	-	73	73	104	-	104
139	PAGE COUNTY	-	22	22	-	24	24	35	-	35
141	PATRICK COUNTY	92	40	132	88	51	139	49	60	109
143	PITTSYLVANIA COUNTY	-	355	355	-	350	350	271	-	271
145	POWHATAN COUNTY	17	95	112	22	49	71	55	35	90
147	PRINCE EDWARD COUNTY	34	45	79	41	46	87	44	35	79
149	PRINCE GEORGE COUNTY	-	6	6	-	5	5	8	-	8
153	PRINCE WILLIAM COUNT	13	606	619	6	514	520	815	3	818
155	PULASKI COUNTY	-	426	426	-	406	406	431	-	431
157	RAPPAHANNOCK COUNTY	-	6	6	-	12	12	7	-	7
159	RICHMOND COUNTY	18	18	36	35	20	55	17	14	31
161	ROANOKE COUNTY	44	61	105	36	70	106	117	25	142

Loc	Locality	Mental Transports - In Jurisdiction CY2013	Mental Transports - Outside Jurisdiction CY2013	Mental Transports Total CY2013	Mental Transports - In Jurisdiction CY2014	Mental Transports - Outside Jurisdiction CY2014	Mental Transports Total CY2014	Mental Transports - Outside Jurisdiction CY2015	Mental Transports - In Jurisdiction CY2015	Mental Transports Total CY2015
163	ROCKBRIDGE COUNTY	68	63	131	43	115	158	105	25	130
165	ROCKINGHAM COUNTY	167	39	206	209	33	242	65	177	242
167	RUSSELL COUNTY	54	45	99	59	68	127	64	55	119
169	SCOTT COUNTY	33	45	78	24	36	60	22	15	37
171	SHENANDOAH COUNTY	3	40	43	4	41	45	46	8	54
173	SMYTH COUNTY	35	93	128	50	176	226	230	97	327
175	SOUTHAMPTON COUNTY	-	90	90	-	72	72	68	-	68
177	SPOTSYLVANIA COUNTY	326	69	395	426	86	512	95	447	542
179	STAFFORD COUNTY	-	71	71	-	107	107	116	-	116
181	SURRY COUNTY	6	8	14	8	12	20	9	3	12
183	SUSSEX COUNTY	11	-	11	25	-	25	-	13	13
185	TAZEWELL COUNTY	-	39	39	-	60	60	56	-	56
187	WARREN COUNTY	2	18	20	1	6	7	-	-	-
191	WASHINGTON COUNTY	68	270	338	79	260	339	273	92	365
193	WESTMORELAND COUNTY	-	39	39	-	32	32	32	-	32
195	WISE COUNTY	27	93	120	32	96	128	114	58	172
197	WYTHE COUNTY	98	172	270	101	198	299	215	83	298
199	YORK COUNTY	94	5	99	108	14	122	53	96	149
405	ALBEMR/CHRTVILLE JSC	33	26	59	29	22	51	12	18	30
410	NORTH WESTERN REGION	-	20	20	-	10	10	27	3	30
420	MIDDLE PENINSULA REG	-	28	28	-	-	-	27	-	27
425	CENTRAL VA REGIONAL	-	22	22	-	11	11	7	-	7
430	PIEDMONT REGIONAL JA	-	8	8	-	10	10	6	-	6
435	PR WM MANASSAS REGIO	-	55	55	-	81	81	85	-	85
440	NORTHERN NECK REG JA	-	5	5	-	9	9	3	-	3
445	ROCKBRIDGE REGIONAL	19	14	33	35	12	47	19	28	47
450	RAPPAHANNOCK SEC CTR	-	35	35	-	40	40	41	-	41
455	WESTERN TIDEWATR REG	-	52	52	-	37	37	27	-	27
460	PAMUNKEY REG JAIL	-	20	20	-	25	25	22	-	22
465	RIVERSIDE REGIONAL J	-	27	27	-	20	20	25	-	25
470	VA PENIN REGIONAL JA	16	13	29	24	13	37	26	26	52
475	HAMPTON ROADS REG JA	-	146	146	-	36	36	133	-	133
480	NEW RIVER VALLEY REG	8	24	32	7	20	27	23	5	28
485	BLUE RIDGE REGIONAL	1	45	46	2	70	72	75	6	81
490	PEUMANSEND CREEK REG	20	1	21	18	2	20	2	20	22
491	SOUTHSIDE REGIONAL J	-	3	3	-	14	14	1	-	1
492	SOUTHWEST REGIONAL J	52	24	76	63	30	93	24	80	104
493	MIDDLE RIVER REGIONA	9	2	11	20	-	20	-	13	13
494	WESTERN VIRGINIA REG	-	23	23	-	46	46	24	-	24
495	MEHERRIN RIVER REGIO	-	14	14	11	5	16	12	24	36
496	RSW REGIONAL JAIL	-	-	-	-	3	3	21	-	21

Loc	Locality	Mental Transports - In Jurisdiction CY2013	Mental Transports - Outside Jurisdiction CY2013	Mental Transports Total CY2013	Mental Transports - In Jurisdiction CY2014	Mental Transports - Outside Jurisdiction CY2014	Mental Transports Total CY2014	Mental Transports - Outside Jurisdiction CY2015	Mental Transports - In Jurisdiction CY2015	Mental Transports Total CY2015
510	ALEXANDRIA CITY	-	122	122	-	179	179	283	-	283
520	BRISTOL CITY	4	38	42	4	56	60	30	50	80
530	BUENA VISTA CITY	-	36	36	-	57	57	57	-	57
540	CHARLOTTESVILLE CITY	-	76	76	3	112	115	118	1	119
550	CHESAPEAKE CITY	23	549	572	-	422	422	270	15	285
570	COLONIAL HEIGHTS CIT	-	20	20	-	24	24	23	-	23
590	DANVILLE CITY	564	117	681	449	116	565	408	311	719
595	EMPORIA CITY	-	8	8	-	2	2	-	1	1
610	FALLS CHURCH CITY	-	4	4	-	-	-	-	-	-
630	FREDERICKSBURG CITY	50	101	151	60	121	181	121	182	303
650	HAMPTON CITY	17	5	22	49	45	94	42	56	98
670	HOPEWELL CITY	9	11	20	12	9	21	6	8	14
680	LYNCHBURG CITY	-	38	38	-	57	57	111	-	111
690	MARTINSVILLE CITY	85	58	143	64	61	125	75	30	105
700	NEWPORT NEWS CITY	2	573	575	-	523	523	464	-	464
710	NORFOLK CITY	16	278	294	7	351	358	453	7	460
720	NORTON CITY	-	20	20	-	15	15	20	-	20
730	PETERSBURG CITY	5	158	163	5	195	200	26	1	27
740	PORTSMOUTH CITY	1	30	31	4	48	52	44	2	46
750	RADFORD CITY	8	4	12	9	5	14	4	9	13
760	RICHMOND CITY	6	69	75	1	64	65	27	9	36
770	ROANOKE CITY	1,126	212	1,338	996	512	1,508	610	924	1,534
775	SALEM CITY	3	26	29	-	47	47	43	6	49
790	STAUNTON CITY	6	16	22	2	17	19	15	3	18
800	SUFFOLK CITY	11	41	52	9	40	49	36	7	43
810	VIRGINIA BEACH CITY	5	14	19	-	17	17	11	-	11
820	WAYNESBORO CITY	7	-	7	4	8	12	1	7	8
840	WINCHESTER CITY	23	26	49	22	55	77	50	26	76
	Total	1,971	2,650	4,621	1,700	3,158	4,858	3,348	1,655	5,003

Impact on primary mission

- ❖ Sheriffs are not fully funded for mental health transportation, according to the existing staffing standard.
- ❖ Many Mental Health Transports are not dangerous (geriatric patients), and should not drain public safety resources.
- ❖ All Sheriffs are impacted in every city and county.
- ❖ Excessive time transports require O.T. funding and deplete resources from primary mission of law enforcement, jail and courts.



Reforms:

1. Continue and expand support of assessment centers.
 2. Fund existing staffing standards adopted by the Compensation Board, Law Enforcement, Jails & Courts Services.
 3. Use alternative transportation whenever possible to allow Sheriffs to provide primary public safety mission.
 4. Provide alternative/medical options for non-violent transports (geriatric patients).
 5. Consider allowing other state law enforcement to transport.
- ❖ Bottle Neck:
- Medical Clearances
 - Sheriffs express frustration with excessive manpower used for medical clearance and lack of standardization.



Other Important Issues:

- ❖ Jail issue is not addressed here, this was limited to transport issues and reforms.
- ❖ Mentally ill patients are being housed in local jails at an alarming rate with adverse consequences.





VIRGINIA SHERIFFS' ASSOCIATION

JOHN W. JONES, EXECUTIVE DIRECTOR

Contact Information:

Phone: 804-225-7152

Email: jjones@virginiasheriffs.org